









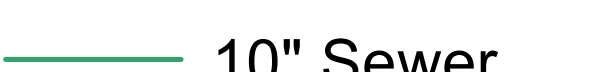
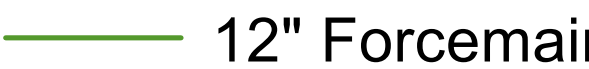
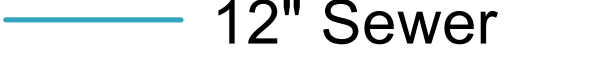



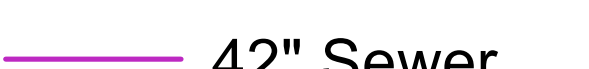


# City of Heath Sewer Map

July 2016



1 inch = 800 feet

## Legend

-  flow\_arrows
-  manholes
-  Cleanouts
-  Lift\_Station
-  3" Forcemain
-  4" Forcemain
-  6" Forcemain
-  6" Sewer
-  8" Sewer
-  10" Sewer
-  12" Forcemain
-  12" Sewer
-  15" Sewer
-  18" Sewer
-  36" Forcemain
-  36" Sewer
-  42" Sewer

